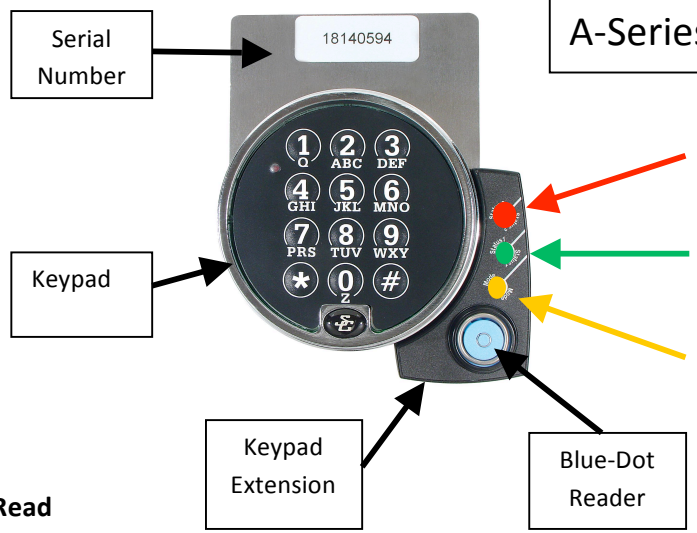
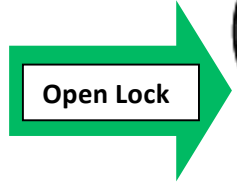


A-Series ATM Lock – Quick Start Instructions



- Red = Error
- Green = Success
- Amber = Data Transfer



Enter "Officer" Code:
02 020202 #

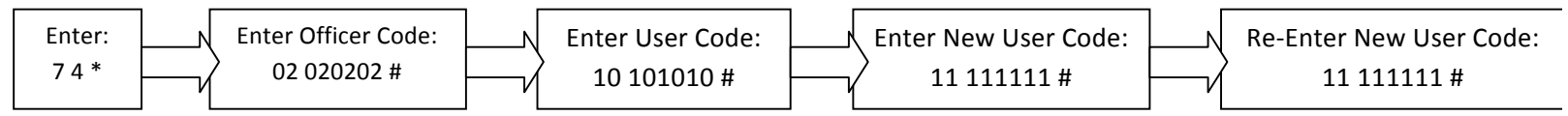
or

Enter "User" Code:
10 101010 #

Please Read

1. This lock has three security levels and 16 possible unique codes – they are "Officer" (PIN positions 02 and 03), "Administrator" (PIN positions 04, 05, 06, 07) and "User" (PIN positions 10 through 19). See the Programming Instructions to set-up secure codes.
2. Your lock comes from the factory with two codes already programmed. They are "Officer" PIN 02 and the code is 02 020202 and "User" PIN 10 and the code is 10 101010. To open the lock enter either code.
3. Adding codes requires two people – one person must be an an Officer and the other can be a User. So, we recommend a second User be added before any codes are changed. Example – Set PIN position 11 to 11 111111. Now you can change all three code to secure codes only known by the user.

Add User



Change Code

